

Amgueddfa Cymru - National Museum Wales



Introducing the Global Citizenship Mini Challenge



ISSUE: POVERTY
FOCUS: INEQUALITY



A 3D maze constructed from white rectangular blocks. A path of green blocks winds through the maze, starting from the top left and ending in a large green arrow pointing downwards and to the right. The maze is set against a light gray background.

What is the Mini Challenge?

- Challenges are designed to test your Essential Employability Skills
- This Challenge will focus on
 - **Problem Solving and Critical Thinking**
 - **Creativity and Innovation**

What is the Mini Challenge?

Amgueddfa Cymru has challenged you to explore the issue of **Poverty** and **Inequality** past and present.

Inequality has risen faster in Britain than in any other country since 1975.



PHOTO: ALAMY, DAILY TELEGRAPH 18 MAY, 2015, ALAMY

What is the Mini Challenge?

You are then challenged to develop a **Personal Standpoint** on this issue and a pack of resources for an activity to **Raise Awareness** of this issue among younger learners at your school.



AFP JAY DIRECTO

Manila, Philippines



BLOOMBERG

Understanding Poverty and Inequality

- Visiting St Fagans National History Museum enables you to study aspects of inequality in Wales in the 19th century
- Studying the reconstructed buildings at St Fagans will help you to learn about this issue



Understanding Poverty and Inequality

What is inequality?

Inequality is the unequal distribution of wealth and opportunities – differences between rich and poor.



Understanding Poverty and Inequality

Explore Inequality in housing in 19th century Wales.

Rhyd-y-Car cottages at St Fagans, first built around the year 1800 in Merthyr Tydfil to house workers for Crawshay's iron works.



(PHOTOGRAPHS: AMIGUEDDEFA CYMRU)

Cyfarthfa Castle, Merthyr, home of the 19th-century iron master Richard Crawshay.



GETTY IMAGES HULTON ARCHIVE EPICS

Understanding Poverty and Inequality

Poverty and Inequality in housing is still an issue today.



GETTY IMAGES JODI JACOBSEN



GETTY IMAGES CHARLES HARKER

Mexico



GETTY IMAGES OLI SCARFF

Jaywick, the most deprived town in the UK

Understanding Poverty and Inequality

Explore how toll gates brought poverty and inequality to 19th century Wales.

- This tollhouse was built in 1771 on the southern outskirts of Aberystwyth, at a time when local landlords began to build private or turnpike roads for which tolls were charged
- Toll gates led to protest and the Rebecca Riots



(PHOTOGRAPHS: AMGUEDDFA CYMRU)

Understanding Poverty and Inequality

Explore how toll gates brought poverty and Inequality to 19th century Wales.

- Between 1839 and 1843, impoverished workers in Wales decided to protest by dressing up as women, and attacking toll gates
- The name arose from a verse in Genesis: “And they blessed Rebekah and said unto her, thou art our sister... let thy seed possess the gate of those which hate them.”



An artist's impression of an attack by the Rebecca rioters,
The Illustrated London News (1839)

Opposition to road tolls still exists today.
Please see the Source Pack for further information.

Understanding Poverty and Inequality

Explore how working men got together to fight poverty and inequality.

The re-constructed Oakdale Workmen's Institute (built 1917) challenged inequality by serving as a focus for social, educational and cultural life in the coal mining community.



Understanding Poverty and Inequality

Explore how working men got together to fight poverty and inequality.

- Oakdale made sure working people had access to education and culture
- The building contains a Library, Reading Room, and Committee Room. In 1927 a public hall, sometimes used as a cinema was built



(PHOTOGRAPH: AMGUEDDFA CYMRU)

Understanding Poverty and Inequality

Trade unions still promote education and culture today.

The GMB union Cardiff Branch website sets out how it:

- Works with members to improve learning opportunities within the workplace
- Supports members in order for them to overcome barriers to learning
- Works with the employers to discuss and improve learning opportunities and skills



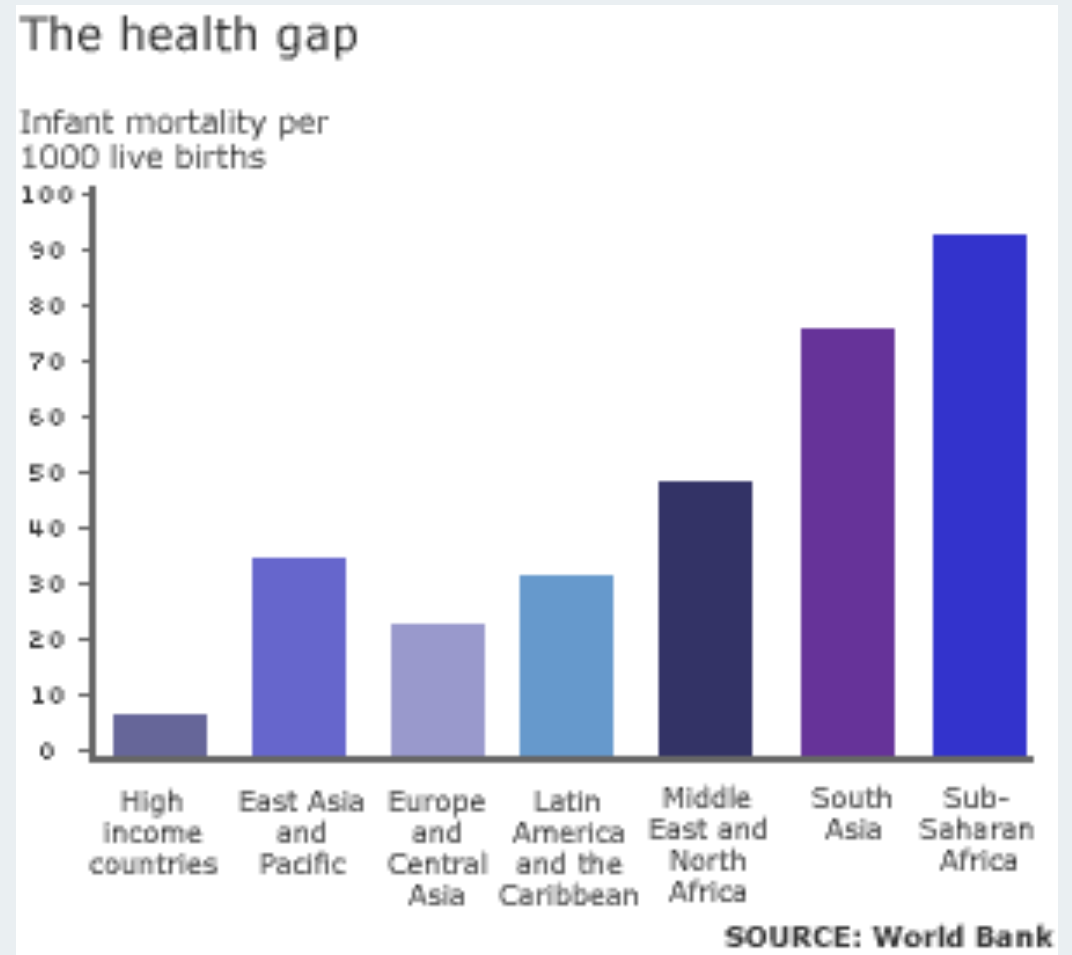
For the Challenge choose an aspect of Poverty and Inequality today

IDEAS

- **Inequality in education** - access to schools, universities has an impact on poverty
- **Inequality in housing:** mansions for some, homeless shelters for others
- **Inequality caused by discrimination** on the basis of age, disability, national origin, race, religion, or sex can increase poverty

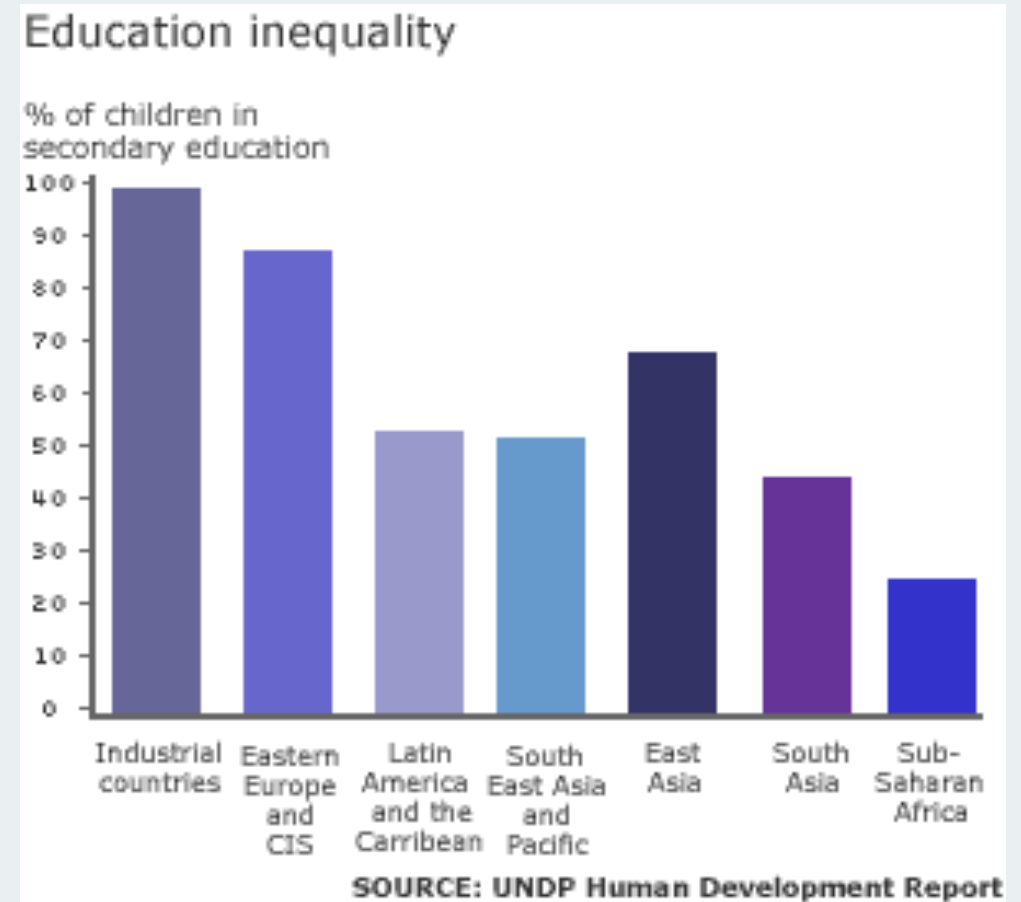
Understanding Poverty and Inequality

- There is a huge gap between rich and poor countries across a range of health measures
- Looking at infant mortality, the number of children who die around the time of childbirth is twenty times higher in sub-Saharan Africa and South Asia than in the rich industrial countries



Understanding Poverty and Inequality

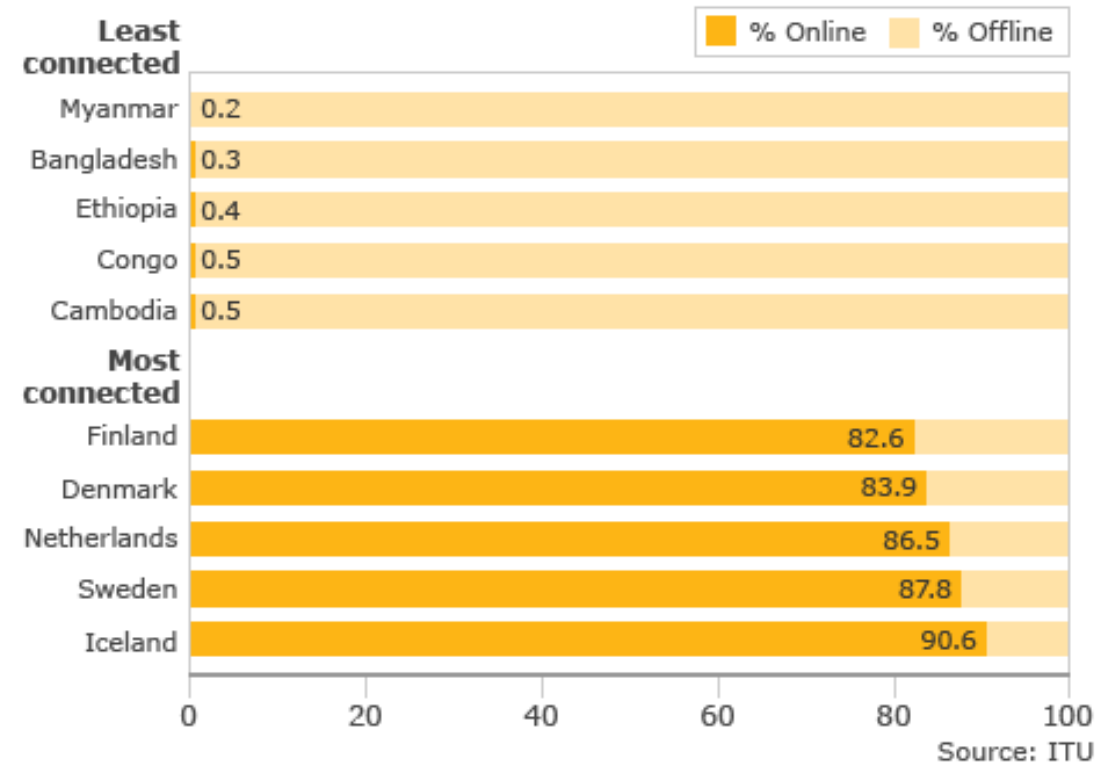
In many poor countries, only half of the children of secondary school age are enrolled in education, and many have illiteracy rates of nearly one-third.



Poverty and Inequality – the Digital Divide

- From the most switched on countries such as Sweden to the poorest nations in Africa there is a widening gap between those with access to technology and those without
- Even in the US there is still a wide gap between those who have access to technology and the skills to benefit from it, and those who don't

The most and least connected countries



What do you have to do for the Mini Challenge?

1. Carry out research on an aspect of the issue of Poverty and Inequality and produce a **Personal Standpoint** of your views on this global issue
2. Develop a **Raising Awareness activity** for use with younger pupils.
Produce a **Raising Awareness Pack** illustrating your ideas
3. Complete a **Personal Reflection**

TASK 1 Your Personal Standpoint

- Find information about the issue from a range of sources
- Find information on the political, economic, social, technological, legal and environmental aspects (PESTLE)
- State your personal views about the issue of poverty and inequality commenting on the reliability of sources you refer to



Comment on the Reliability of Your Sources

How useful is the source?	What information can you get from this source? Is this information detailed or limited in any way?
What reasons are there to believe the source?	What makes this a believable and reliable source? Is it, for example, an official government document, first-hand evidence of an eye-witness or in agreement with other reliable sources?
Are there any reasons to doubt the source?	Could the source or parts of it be unreliable e.g. be inaccurate, lies, biased or exaggerated?

Comment on the Political, Economic, Social, Technological, Legal and Environmental aspects

POLITICAL	The views and actions of governments and politicians
ECONOMIC	Differences in wealth and income between rich and poor
SOCIAL	Impact of social, cultural and religious status and beliefs
TECHNOLOGICAL	The impact of inequality on the access to and use of technology
LEGAL	Laws relating to inequality and how effective they are
ENVIRONMENTAL	Impact of inequality on the environment

TASK 2 **Raising Awareness**

- Create a pack of resources for an activity to **Raise Awareness** of an aspect of the issue of **Poverty and Inequality** among younger learners at your school
- Be creative and innovative. You could consider presentations, leaflets, campaigns, websites, blogs, poems, songs, posters or better still come up with your own original ideas



TASK 3 Your Personal Reflection

- Record and review your **personal role** and contribution
- Reflect on your **personal effectiveness**, including in your own role and as a team member
- If you worked as a team, record and review the way you developed and used your **personal and team-working skills**
- Be sure to include **Creativity and Innovation** and **Critical Thinking and Problem Solving**

How will you be judged?

- How well you work as an individual or together as a team
- Your Critical Thinking and Problem Solving and Creativity and Innovation
- The quality of your **Personal Standpoint, Raising Awareness activity** and **Pack**

To help with answering your brief you can:



1. Visit St Fagans National History Museum
2. Prepare for the Mini Challenge using the Amgueddfa Cymru Poverty and Inequality Source Pack and Activities