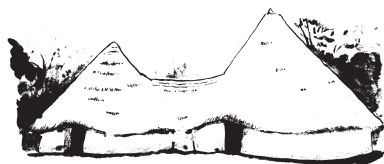


Amgueddfa Cymru

Museum From Home




Welcome to Museum from Home. Inside this book you'll find lots of creative activities and ideas that have been inspired by the National Museum of Wales.

We love seeing what you've created so why not photograph your makes and share them on social media. Don't forget to tag us #MuseumFromHome #AmgueddfaCymru

You can find lots more fun activities on our website (www.museumwales.ac.uk/learning) and by following us on twitter @Amgueddfa_Learn

Did you know that **amgueddfa** is the Welsh word for **museum**, and that **Cymru** means **Wales**?



Do you recognise our Museums from the images?

a national
museum
wales
amgueddfa
cymru

Inspiration Everywhere

Artists have been taking inspiration from the Welsh landscapes for hundreds of years to create beautiful art. Can you make a landscape at home out of scrap paper?



'Arenig' by James Dickson Innes



Why not use old magazines and newspaper to add extra texture and detail?



Our homes are full of inspiration as well.

Why not make a portrait of your family, or try dressing up like one of your favourite museum objects or painting.



What about making a family crest like this one from the wall of Llys Llywelyn, a recreation of a Royal Court of the Princes of Gwynedd at St Fagans National Museum of History?



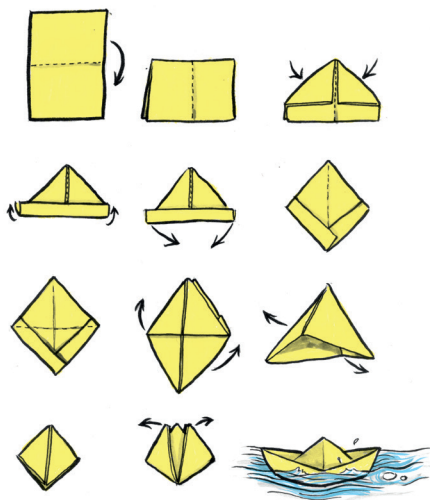
Decide on a shape. This could be a dragon or a house or something personal to your family. Fill the shape with all the things that are important to you as a family.

Use What You Have

These activities can all be done using things you'll find at home. Remember to clean things before you use them, and **always wash your hands!**

Use a piece of paper to make a **boat**. Newspaper pages are great. Decorate it to personalise it.

Old magazines, flyers or newspapers make great pots for **seedlings**. Try planting cress seeds in your pot. Try placing your pots in different places, and watch how fast they grow.



Make a **sculpture** from **rubbish!**

Don't forget to take them apart when you are done so that they can be recycled.



Make Your Mark

Try these experiments to make your mark in different ways. Chalks are great for drawing outside, why not experiment on walls or pavements. Try recreating ancient cave art and draw our woolly mammoth from National Museum Cardiff.



Upside down – stick a piece of paper underneath a table and try drawing whilst lying on your back.

Did you know: Charcoal isn't actually made of coal, it's produced by burning wood



On your marks game – take a big piece of paper and fold it up to make 8 boxes. One person reads the challenges, the other draws! Move onto a new box for each new challenge and follow the instructions for 30 seconds.

1. Fill a box with squares
2. Press as hard as you can and scribble to fill a box
3. Press as lightly as you can and scribble to fill a box
4. Fill a box with circles
5. Fill a box with zig zags
6. Fill a box with waves
7. Fill a box with dots
8. Fill a box without looking at the page



A hand-drawn spiral word search puzzle on yellow paper. The words are arranged in concentric circles starting from the center and spiraling outwards. The words include:

- THE
- AN
- IS
- A
- IN
- LIVED
- CREATURE
- SOUTH
- WHICH
- LOOKS
- LIKE
- ABOUT
- SEA
- THIS
- JERFANT
- COLLIED
- PATTERN
- ROCKS
- WINDS
- COIN
- THE
- IN
- FOUND
- WAS
- REMOVS
- IMMEDIATE
- ME OF A
- SNAKE
- IT MAY

Be A Nature Detective

Nature is all around if you look closely.

Collect things you find on your daily walk and bring them home to make them into a collage.



We've made ours in the shape of a tree, but you can use your imagination to make anything!

Draw what you find.

Scientists at the museum illustrate new species so that people can identify them. Why not go on a minibeast drawing hunt?



Can you be an Industrial Detective too? While you're out and about exploring, look out for evidence of Wales' industrial past.



Why not try a game of nature bingo when you're out and about.

Nature on your doorstep *Bingo!*

national
museum
wales
cymru



Exploring Pattern



Patchwork blanket from National Wool Museum

There are lots of patterned objects at the museum and there are many ways to use pattern when you are crafting and making.


Why not make a patchwork collage or try some paper weaving inspired by the beautiful blankets and quilts from the National Wool Museum? Try mixing up the types of paper to get different effects.



Some Romans decorated the floors of their homes with mosaics. Make your own paper collage by cutting different kinds of paper into little squares and gluing them onto paper to make a pattern.




Section of mosaic from National Roman Legion Museum



Surprisingly symmetrical – here are some symmetrical things from the museum. Try making your own symmetrical patterns by folding a sheet of paper in half and cutting out shapes.



Roman Shield, National Roman Legion Museum



Winding Drum, Big Pit National Coal Museum



Locomotive shed, National Slate Museum

Explore Your World

– practice the creative skills you

draw or write about the things that you find when you're out and about



Gwelais rywbeth mawr iawn!

I saw something really big!



Dyma'r
peth pertaf
welais i.
Here is the
prettiest
thing I saw.



ou have developed and use this sheet to
out

Dyma'r
peth lleiaf
ffeindiais i.

This is the
smallest thing
I found.



Mae hwn yn rhyfedd iawn.
This is really strange.