


Thaumatrope



A popular toy during Victorian times which was invented in the 1820s.

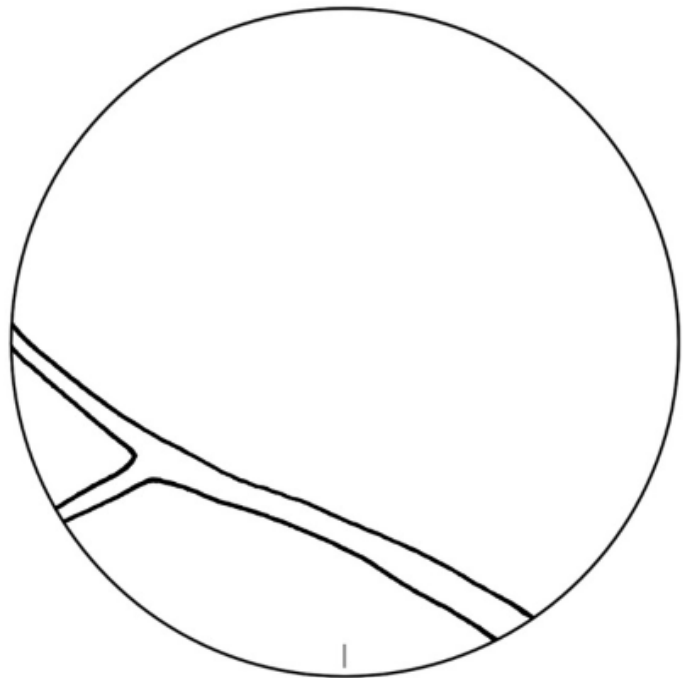
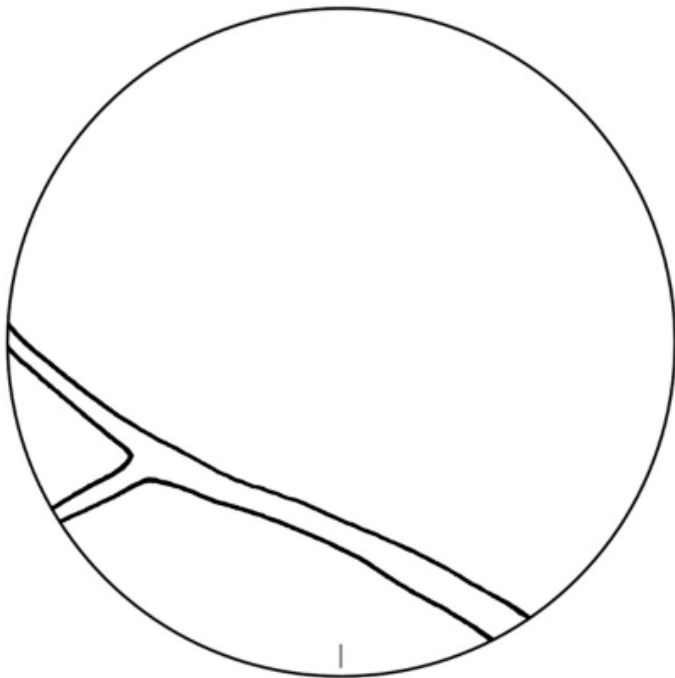


You will need:

- 2 pieces of round card (see templates)
- Glue or sellotape
- 1 straw
- Colouring pencils



1. Cut out bird and branch templates or use the blank discs to make your own drawings.
2. Place the straw in the middle of one disc and sellotape the straw in place. Then glue the second disc over the straw.
3. You can make the thaumatrope work by twirling the straw between your hands

Thaumatrope



Thaumatrope

