


Virtual Visit Guide

Meet museum staff and explore amazing collections - *all without leaving your classroom!*





Our virtual sessions are a great way of ‘visiting’ the museum if you can’t see us in person, or to support pupils’ learning before and after a trip to one of our sites!



Our virtual sessions are all designed to last between 45 minutes to 1 hour. The main portion of the session will be led by one of our facilitators, who will talk about your chosen topic with objects from our collections to support learning.



The session also includes time for questions from pupils. As the sessions are quite interactive, we recommend one class per slot.



We currently have 17 different sessions to choose from - ranging from Explore Art, to Roman Bootcamp, to The 1960s!



You can see all of our virtual visits [here](#).



1

Choose your virtual session

See the full session list here. Each session webpage will have our admin team's contact info to make the next step easy!



2

Email or call to book

Our admin team will advise you on availability, and then send you a Microsoft Teams link for your chosen date and time.



3

Explore relevant resources

We have eBooks, videos, and quizzes to support your learning before and after your virtual visit.



4

Enjoy your free session!

Click on your Teams link to join your session, and one of our museum facilitators will be waiting to greet you.



Set up your camera & classroom so all the pupils in the class can be seen. Museum staff need to see how pupils are reacting or if they are raising their hands to ask questions.



Set up your microphone so pupils can be heard to ask questions. If pupils need to step forward to ask questions, please prepare them for this. If pupils cannot be heard by Museum staff, we ask that the teacher ask questions on the pupils' behalf.




While our facilitators lead the sessions, teachers are still required to be present to supervise the class, field questions, and work with us to resolve any technical issues.

New to Teams?

You can download a Quick Start Guide [here!](#)

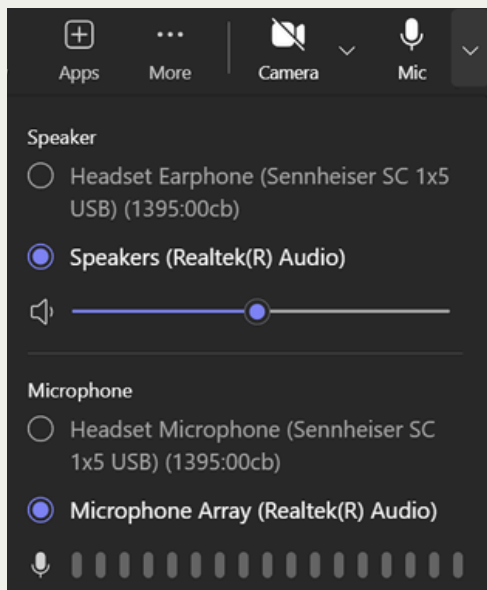




Can you hear us?

Check which speaker is selected in the Mic settings during the call - there can be multiple options!

If you want to use the computer's speakers, click the 'Speakers' option. If you want to use external speakers that you have plugged in, find their name in the list and select those. They are usually recognisable by brand name.



Can we hear you?

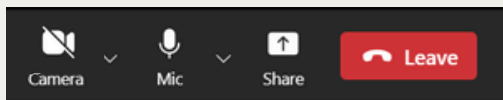
Check which microphone is selected in the Mic settings during the call. Like the speakers, check if you are using the built-in option, or an external mic.

Can we see you?


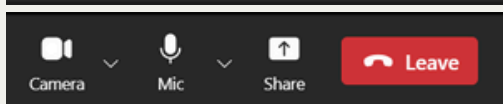
Make sure your camera is on by checking the Camera settings in the call. If it has a line through it, click the camera icon to switch it on.

If you are using an external camera, click the arrow next to the camera icon and select the camera you want to use.

Off



On



If you're still having trouble, check that your computer doesn't have a built-in camera cover that slides over the lens!



Roman Bootcamp
from National Roman Legion Museum



Feasts & Slavery in Roman Times
from National Roman Legion Museum



Roman Classroom
from National Roman Legion Museum



Celts
from St Fagans National Museum of History



Victorian School
from St Fagans National Museum of History



Homefront: WW2
from St Fagans National Museum of History



Toys
from St Fagans National Museum of History



Curious about Dinosaurs
from National Museum Cardiff



Explore Dinosaurs
from National Museum Cardiff



Curious about Art
from National Museum Cardiff



Explore Art
from National Museum Cardiff



When Coal Was King
from Big Pit National Coal Museum



Strike!
from National Slate Museum



Washday
from National Slate Museum



The 1960s
from National Slate Museum



Welsh Pirates: The Truth Behind the Tales
from National Waterfront Museum



Census 1851: A Victorian Investigation
from National Waterfront Museum

Curriculum Key

- Humanities
- Expressive Arts
- Science & Technology
- Health & Wellbeing
- Languages, Literacy & Communication
- Mathematics & Numeracy