

# Make a dinosaur nest

**Make a nest in class to take care of your eggs until they hatch into baby dinosaurs!**



Just like birds today, dinosaurs made nests for their eggs.

The nests kept the eggs **warm**, **safe** and **hidden from predators** until they hatched.



## **You will need:**

- Egg templates (included in this document)
- Flattened cardboard box
- Nest-making materials - e.g. paper leaves, felt, bubble wrap, blankets, feathers, etc.

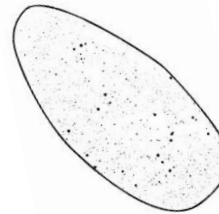
# Make a dinosaur nest

Different dinosaurs laid different shaped eggs

Long-necked dinosaurs like Albie the Alamosaurus hatched from **round eggs**.



Meat-eating dinosaurs that walked on two legs, like *T. rex*, hatched from **long, oval eggs**.



## Instructions

### Step 1


- Print several copies of the egg templates and cut them out. Laminate or print on card to make them extra sturdy.

### Step 2




- Lay down a flattened cardboard box as the base of your nest

### Step 3


- Use your nest-making materials to start building the nest.
- What materials should go on the bottom?
- What should go on top of the nest to keep the eggs warm and hidden?



# Alamosaurus eggs



national  
museum  
wales  
amgueddfa  
cymru



# Tyrannosaurus eggs

