

Curious About Art! National Museum Wales



We look forward to seeing you at our **Curious About Art at National Museum Wales** workshop soon.

To help your pupils get the most out of the sessions, here are some ideas for discussion and activities to do beforehand:

Watch our art gallery introduction video

<https://youtu.be/hGS5LsQsnBI>

Meet Sian in our art galleries and learn more about National Museum Cardiff's art collections

BSL version: <https://youtu.be/QqifxpEDxek>

Take a virtual visit to our art galleries

<https://my.matterport.com/show/?m=VLWSNX62ax8>

Wander around our art galleries and discover the range of art on show, right here in Wales!

Class / Group discussion:

After watching the video and making a virtual visit have a class/group discussion – **What else do you want to know about the art galleries?** Think of questions to ask our facilitator during your workshop.

What to expect in during the workshop:

Join us in this interactive digital session introducing some of the diverse artworks at National Museum Cardiff.

Our facilitator will take you on a virtual tour of paintings, ceramics, photographs, and sculpture. Together, we'll use these artworks to share ideas and opinions about art and to explore feelings and moods.

Then you'll have a chance to get hands on, exploring colour, shape and size to create a speedy artwork.

The workshop will be 45 minutes to an hour long.

Setting up for the workshop:


During the workshop there will be short activities linked to different types of artworks so it is important that you have some basic materials ready to hand out so the pupils can take part in these activities.



For the 2 minute timed colour activity, please can you make sure you have A4 sheets of paper for each child together with crayons or coloured pencils or pastels.

For the size activity, please could you have a metre rule in the classroom because we will be looking at a large artwork and the metre rule will help the pupils understand how some art is huge. It may even be as tall as them!

For the 'how do you feel?' activity, please can you make sure the pupils have a sheet of paper each and pencils so that they can draw a face or write a word to communicate how a photograph makes them feel.



This is an **interactive** workshop, during which the facilitator will ask and answer questions.


To help us ensure that your class get the best out of the session please can you:

- Position your camera so that we can see the whole class
- Make sure the whole class can see and hear us
- Think about how the class can best answer and ask questions.

This could be done via the teacher or by using a 'talking spot' – that the children move to in order to speak

- Be present and responsible for the children throughout the whole session and support us with classroom management
- Ensure your IT equipment is switched on and connections are tested 15 minutes before the workshop is due to start. The facilitator will be available 5/10 minutes prior to the session to answer any questions from the teacher before the workshop.

The Teams link to join the workshop can be found in your booking confirmation.

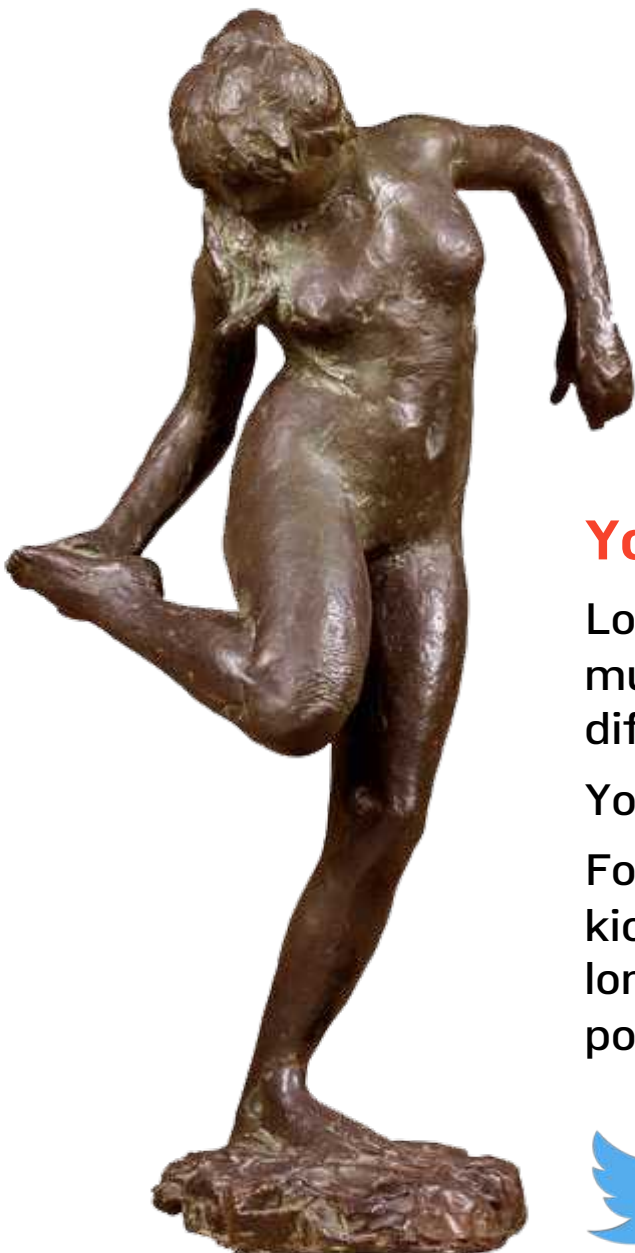


After Your Workshop:

Take part in a sculpture challenge

You've seen some of the sculptures that we have on display in the museum. They are made from different materials and you can create your own sculptures using different materials too

You can put your sculptures on display. Remember to think of a title for your sculpture and put your name next to it too.



You can be a sculpture!

Lots of the sculptures at the museum are of people doing different things.

You could pose like a sculpture.

For example, you could be dancing, kicking an imaginary football. How long can you stay balanced in the pose you choose?



Send us photos of your work!
@Amgueddfa_Learn