

# AMGUEDDFA CYMRU

## Visual Story



A trip to  
Big Pit National  
Coal Museum



# Visual Story




**This is a visual guide for educational groups preparing to visit.**

**It includes useful information for all learners including those with additional needs.**



# Symbols used in this guide


---



**This symbol shows when a place has strong smells.**



**This symbol shows when a place is noisy.**



**This symbol shows when a place has a change in lighting.**




**This symbol is used to highlight areas where you can touch objects.**

- 1. Reception and Gift Shop
- 2. Waiting Room
- 3. Timber Yard
- 4. Saw Mill
- 5. Winding Hous
- 6. Blacksmith's Workshop and Surface Stables
- 7. PlayLab
- 8. Coffee Shop
- 9. O&R Building
- 10. Conservation Store
- 11. King Coal: Mining Experience
- 12. Fan House
- 13. Pithead Baths
- 14. Kearsley Room and Coity Room
- 15. Miners' Canteen
- 16. Picnic Area
- 17. Explosives Ste and Water Balance Headgear
- T. Toilets

 Accessible route  
 Steps

As Big Pit is an industrial museum, please be aware that loud noises can be experienced throughout the Museum, underground and in the exhibition buildings.




**AMGUEDDFA  
CYMRU**

# People you may meet

- 1- Butty Bear
- 2- Miner Guides
- 3- Reception/Shop Staff
- 4- Learning Team

## Please note:

During your visit, you may not meet the exact same people as shown in these pictures.



# If you arrive by coach

**Our FREE coach / mini  
bus parking can be  
found opposite the  
main reception.**



# Entrance to Reception

On arrival at Big Pit head into the main reception building.



# Reception Area

Here our friendly staff will show you where to go.

Your group leader will be sent your visit itinerary ahead of the day.





# Getting to the Waiting Room

The waiting room is accessed via a set of stairs from inside this building or via the ramp outside.



# Waiting Room for Underground Tour

The waiting area for the underground tour can sometimes be very busy.

You will be met here by one of our Miner Guides who will lead you on your underground tour.



# 'Kitting Up'

Here, one of our Miner Guides will fit you with your safety equipment to go underground.

- A safety helmet with light attached (adjusted and fitted)
- A belt, worn around the waist, with a battery pack and self-rescuer

These items can feel a little heavy, your miner guide will make sure you are comfortable.



# Lockers for 'contraband'

Many items are not able to be taken underground for safety reasons. We call these 'contraband'.

These include:



- watches
- mobile phones
- cameras
- cigarettes
- matches/lighters
- e-cigarette



# The Cage to go Underground

One of our Miner Guides will take 15 people underground at a time.

The cage travels at around 2 metres a second and taken 90 seconds to reach Pit Bottom, 90m below the surface.




# Underground Tour

Once you arrive at Pit Bottom your Miner Guide will guide you on a captivating journey around a section of original underground workings. The tour lasts 45-60 minutes.

During the tour you will experience areas with lowered ceilings and low lighting. You will hear the sound of the bell and the underground communication system.

During your tour the Miner Guide will also provide an opportunity to experience the total darkness of underground by asking you to turn your lamp off.

There is no obligation to go underground. Once underground you must stay with your group and guide until the end of your tour.



# Tram Route

Once you arrive back on the surface, you can make your way around the tram route leading to the Lamp Room.

The ground in this area is rough and uneven.



# Lamp Room

**This is where all the lamps used onsite are checked and recharged.**

**You will return your lamps here after your tour.**





# Canaries

---


**Canaries are kept in the Lamp Room as a reminder of the canaries that were once used underground to detect dangerous gases or 'damp'.**



# Winding House

In this building you'll be able to watch the driver operate the Winding Engine, bringing the cages up and down the shaft.



The sound of the electric engine can be heard in this area.



# Colliery Workshops

In this area you can explore Big Pit's Blacksmith Forge and Surface Stables.

Inside the forge a video of Big Pit's blacksmith working can be seen and heard.



# Slope to King Coal and the Pithead Baths

The ramped walkway will take you to our 'King Coal: The Mining Experience' and the Pithead Baths.




# King Coal: The Mining Experience

King Coal is an audio-visual tour through a simulated coal mine.

The tour lasts approximately 25 minutes.  
You are able to leave if you need to.

Flashing lights and 2 loud explosive sounds  
will be heard in this area.

King Coal can be done as well as, or instead  
of, an underground tour, or not at all.



# Entrance to Pithead Baths

**The Pithead Baths  
Exhibitions are accessed  
through this door at the  
farside of the building.**



# Miners' Lockers

The original 'dirty' lockers for Big Pit's Miners can be found here.

Some of the lockers have been made into display cases.

Please note that the sound of recorded voices talking and singing at a moderate volume can be found in this area.



# Pithead Baths

**Please note that the sound of recorded voices talking and singing at a moderate volume can be found in this area.**





# Exhibitions

Throughout the Pithead Baths you will find exhibitions that tell the story of Welsh coal and the people that mined it.

In the cottage area explore the inside and outside of a miners cottage, crawl through a 'heading' and discover more about the society created by coal.

You will see and hear some audio-visual displays throughout this area, as well as some interactive exhibitions.



# Exhibition Exit

You can exit the exhibitions at the end of the galleries, where you'll also find the Miners' Canteen.



# Route to Site Exit

To exit the site, make your way to the building where the Reception and Gift Shop are found at the lowest level of the site. These can be accessed via the steps to the left or ramp to the right.



# Gift Shop and Exit


Our shop sells a range of gifts including:

- Souvenirs, and Welsh and Mining themed gifts
- Books
- Clogau gold and other jewellery
- Local food, ales and spirits




# Facilities at Big Pit

---



**Toilets**



**Refreshments**



**Learning Rooms**



**Click on links to  
find out more**

# Toilets



**Toilets can be found at each level of the site.**

**Click on links to find out more**

**[Lower Level Toilets \(ground floor of Waiting Room\)](#)**

**[Mid-Level Toilets \(Behind the Winding House\)](#)**

**[High-level Toilets \(Pithead Baths\)](#)**

# Lower Level Toilets



**Our lower level toilets can be found on the ground floor of the underground tour waiting room.**

**There is a disabled cubicle available in both the male and female toilets here.**



# Mid Level Toilets

Our mid level toilets can be found in the building behind the Winding House.

There is a disabled cubicle available in both the male and female toilets here.





# Top Level Toilets

Our top level toilets can be found in the Pithead Baths.

They are accessible from inside the exhibition area and from the picnic area outside.

There is a separate disabled toilet available here.



# Learning Spaces



PlayLab

Kearsley Room

**(the location of your workshops will be identified on your visit itinerary)**

# PlayLab

**The PlayLab is located on the mid-level of the site near the Blacksmiths' Workshop and Surface Stables.**

**It is a pre-booked learning space for schools, families and community groups.**



# Kearsley Room

**The Kearsley Room is located in the Pithead Baths.**

**It is a pre-booked learning space for schools, families, and community groups.**



# Lunch & Refreshment Facilities



Coity Room

Miners' Canteen

Coffee Shop

# Coity Room

**Our Coity Room can be used as a lunch time facility during your visit. The space is available on a first-come-first-served basis and holds up to 70 people.**

**This space can be quite noisy on a busy day.**

**You are free to use any outdoor space to picnic.**



# Coffee Shop

**Our Coffee Shop can be found on the mid-level of the site, and serves a small range of hot and cold drinks, cakes and snacks.**



# Miners' Canteen

**Our original Miners' Canteen can be found in the Pithead Baths building on the highest level of the site. The Canteen serves a small range of hot and cold drinks, cakes and snacks.**





# Virtual Visits

**Our Virtual Workshops are the perfect pre or post visit workshop for your classes, providing the history of Welsh coal and the people who mined it.**

**These workshops are available for free and are delivered live via Microsoft Teams straight to your classroom.**



# Workshops

---

**Big Pit National Coal Museum offers a range of workshops and resources for schools.**

**More information can be found here:**

**<https://museum.wales/bigpit/learning/>**



# AMGUEDDFA CYMRU

## Visual Story

---

We hope you enjoy  
your visit trip to  
**Big Pit National  
Coal Museum.**

